

NU-JC Series

NU-JC410B

410 W


The High Performer




Powerful product features


+% Guaranteed positive power tolerance (0/+5 %)


MBB MBB busbar technology
Improved reliability
Higher efficiency
Reduced series resistance

 Tested and certified
VDE, IEC/EN61215, IEC/EN61730
Safety class II, CE
Fire rating class C



 High module efficiency 21.0 %
PERC monocrystalline silicon photovoltaic modules

 Half-cut cell
Improved shading performance
Lower internal losses

 Robust product design
PID resistance test passed
Salt mist test passed (IEC61701)
Ammonia test passed (IEC62716)
Dust and sand test passed (IEC60068)
Hail resistance class 4 (40 mm hailstone)

Your solar partner for life

60 YEARS 60 years of solar expertise

25 YEARS Linear power output guarantee

25 YEARS* Product guarantee

 Local support team in Europe

50 MIL 50 million PV modules installed

1 TIER Tier 1 - BloombergNEF



Energy Solutions

SHARP
Be Original.

* Applicable for modules installed within the EU and additional listed countries.
Please check the guarantee conditions for your area before purchasing.

Electrical data (STC)

NU-JC410B			
Maximum power	P_{max}	410	W_p
Open-circuit voltage	V_{oc}	37.79	V
Short-circuit current	I_{sc}	13.81	A
Voltage at point of maximum power	V_{mpp}	31.3	V
Current at point of maximum power	I_{mpp}	13.1	A
Module efficiency	η_m	21.0	%

STC = Standard Test Conditions: irradiance 1,000 W/m², AM 1.5, cell temperature 25 °C.
 Rated electrical characteristics are within ±10 % of the indicated values of I_{sc} , V_{oc} and 0 to +5 % of P_{max} .
 Reduction of efficiency from an irradiance change of 1,000 W/m² to 200 W/m² ($T_{module} = 25$ °C) is less than 3 %.

Electrical data (NMOT)

NU-JC410B			
Maximum power	P_{max}	307.55	W_p
Open-circuit voltage	V_{oc}	35.81	V
Short-circuit current	I_{sc}	11.2	A
Voltage at point of maximum power	V_{mpp}	29.18	V
Current at point of maximum power	I_{mpp}	10.54	A

NMOT = Nominal Module Operating Temperature: 42.5 °C, irradiance 800 W/m², air temperature of 20 °C, wind speed of 1 m/s.

Mechanical data

Length	1,722 mm
Width	1,134 mm
Depth	30 mm
Weight	20.7 kg

Temperature coefficient

P_{max}	-0.341 %/°C
V_{oc}	-0.262 %/°C
I_{sc}	0.054 %/°C

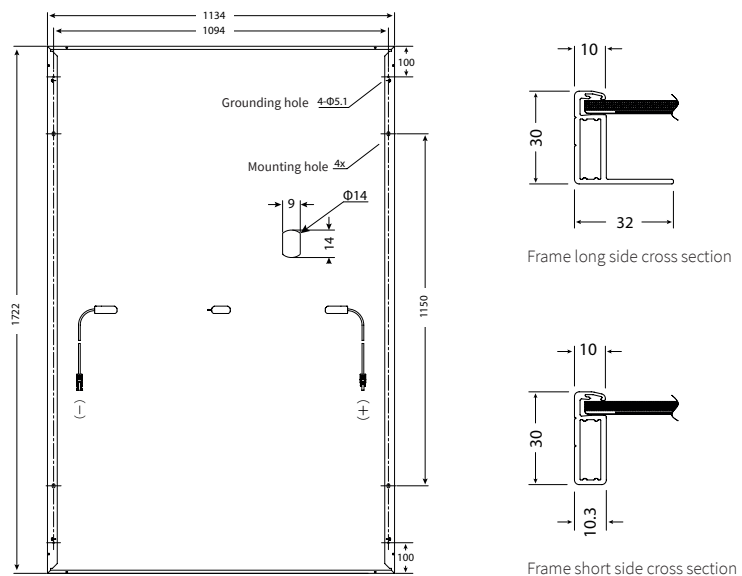
Limit values

Maximum system voltage	1,000 V DC
Over-current protection	25 A
Temperature range	-40 to 85 °C
Max. mechanical load (snow/wind)	2,400 Pa
Tested snow load (IEC61215 test pass*)	5,400 Pa

Packaging data

Modules per pallet	36 pcs
Pallet size (L x W x H)	1.75 m x 1.13 m x 1.25 m
Pallet weight	Approx. 780 kg

Dimensions (mm)



*Please refer to SHARP's installation manual for details.

General data

Cells	Half-cut cell mono, 182 mm x 91 mm, MBB, 2 strings of 54 cells in series
Front glass	Anti-reflective high transmissive low iron tempered glass, 3.2 mm
Frame	Anodized aluminium alloy, black
Backsheet	White
Cable	∅ 4.0 mm ² , length 1,250 mm
Connection box	IP68 rating, 3 bypass diodes
Connector	MC4 (Multi Contact, Stäubli), IP68

Note: Technical data is subject to change without prior notice. Before using SHARP products, please request the latest data sheets from SHARP. SHARP accepts no responsibility for damage to devices which have been equipped with SHARP products on the basis of unverified information. The specifications may deviate slightly and are not guaranteed. Installation and operating instructions are to be found in the corresponding handbooks, or can be downloaded from www.sharp.eu. This module should not be directly connected to a load.