

PRODUCT INTRODUCTION


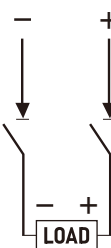
DZ47B battery miniature circuit breaker is a new product specially developed for low-voltage batteries such as photovoltaic solar UPS. DZ47B battery circuit breaker supports overload protection between 12-240V and short-circuit protection between 36-240V.

The battery circuit breaker adopts B-curve (3-5I_n) tripping capability, sensitive to tripping

ELECTRICAL TECHNICAL PARAMETERS

Rated Current	6A,10A,16A,20A,25A,32A,40A,50A,63A,80A,100A,125A
Poles	1P 2P
Rated Voltage U _e	DC12V-240V
Insulation Voltage U _i	240V
Rated Breaking Capacity	2000A
Rated Impulse Withstand Voltage(1.2/50) U _{imp}	3kV
Dielectric Test Voltage At And Ind. Freq.For 1min	1kV
Protection Class	IP20
Thermo-Magnetic Release Characteristic	B-Curve(3-5I _n)
Electrical Life	4000
Mechanical Life	20000
Installation	35MM DIN Rail or M3 Screw Side Mount
Reference Temperature For Setting Of Thermal Element	30°C
Ambient Temperature	-5°C~+40°C
Terminal Connection Type	Phillips Screws
Adapter Cable	6-63A 1.5-25MM ² ;80-150A 4-35MM ²
Tightening Torque	2.5-3.0N.m

WIRING INSTRUCTIONS

Poles	1P	2P
Breaking Capacity	4kA	4kA
Wiring Diagram		

Remarks: ①The circuit breaker has no polarity, and the positive and negative poles can be switched. ②Cable wiring can be entered at the bottom and exit at the top, and can be entered at the top and exit at the bottom

TEMPERATURE COMPENSATION

When the ambient temperature is not a benchmark of 30 degrees , the reference correction factor is as follows .

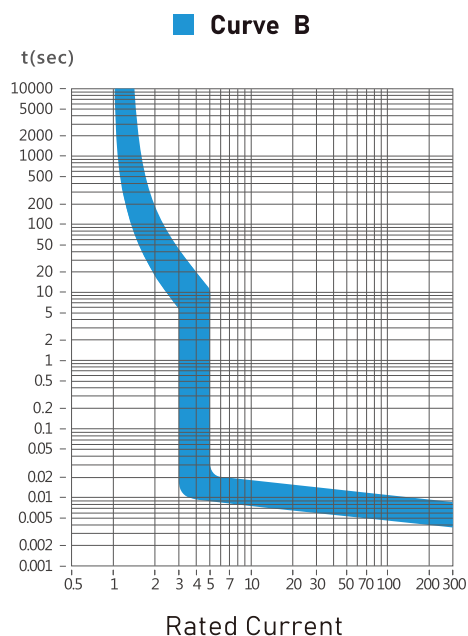
Ambient Temperature	-20°C	-10°C	0°C	10°C	20°C	30°C	40°C	50°C	60°C
Current Correction Coefficient	1.25	1.2	1.15	1.10	1.05	1.00	0.95	0.90	0.85

CONNECTION

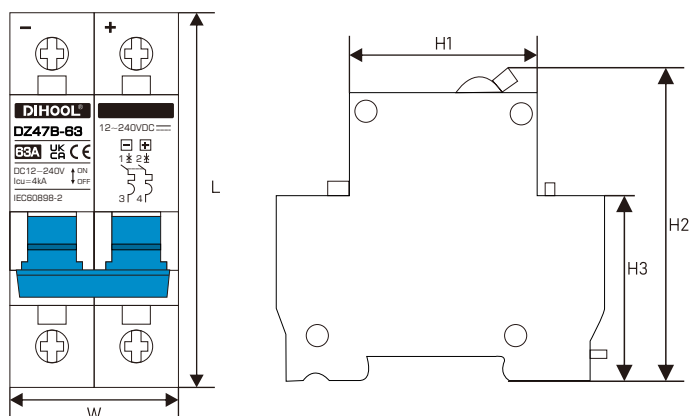
Rated Current (A)	Minimum Adapter Copper Wire
1-6	1 MM²/17AWG
10	1.5 MM²/16AWG
16-20	2.5 MM²/13AWG
25	4 Mm²/11AWG
32	6 MM²/10AWG
40-50	10 MM²/7AWG
63-80	16 MM²/5AWG
100	25 MM²/4AWG
125	35 MM²/2AWG

Combination With Accessories Auxiliary Contact	
Auxiliary Contact	Yes
Alarm Contact	Yes
Shunt Release	Yes
Under Voltage Release	Yes

TRIPPING CHARACTERISTIC CURVE



DIMENSIONS



Poles	H1 (MM)	H2 (MM)	H3 (MM)	W (MM)	L (MM)
1P(6-63A)	42	72	42	18	80
1P(80-125A)	45	76	42	27	80
2P(6-63A)	42	75	42	36	80
2P(80-125A)	45	76	42	54	80

WARRANTY CONDITIONS

Warranty

365 days from the date of purchase of the product

Warranty Regulations

- Any damage to the equipment due to improper use will also result in the automatic termination of the warranty period.
- Within 7 days of receiving the product, the damage caused by express transportation can be returned to Amazon for replacement. Or contact the DIH00L seller for low-cost recycling.
- Within 365 days of receiving the product, if there is any quality problem, you can contact us through the Amazon for replacement.